

CONDENSING UNITS



UAKB- SERIES

(3 Phase Models Only)
Nominal Sizes 3 to 5 Tons
[10.6 kW] to [17.58 kW]




Four Models

10 SEER with efficiencies up to 11.00
in certain matched systems.
Cooling Capacities
34,400 to 62,000 BTU/HR
[10.08 kW] to [18.17 kW]

The *Ruud Achiever Series*® UAKB- Condensing Unit was designed with performance in mind. These units offer comfort, energy conservation and dependability for single, multi-family and light commercial applications.

- Attractive, louvered wrap-around jacket protects the coil from yard hazards and weather extremes. Top grille is steel reinforced for extra strength. Cabinet is powder painted for all-weather protection.
- Air is discharged upward away from bushes and shrubs. The discharge pattern of the top grille provides minimum air restriction, resulting in quiet fan operation.
- Exclusive Combination Grille/Motor Mount secures the motor to the underside of the discharge grille. The grille protects the motor windings and bearings from rain and snow.
- All controls are accessible by removing one service panel. Removable top grille provides access to the condenser fan motor and condenser coil.
- Single speed motor designed for low speed, quiet, energy-saving operation.
- All models meet or exceed a 1000-hour salt spray test per ASTM B117 Standard Practice for Operating Salt Spray Testing Apparatus.






All controls and compressor are accessible for servicing by removal of the service panel.

Drawn Painted Base Pan.

SCROLL® COMPRESSOR

The scroll compressor is the key to efficiency for this Ruud model. It's the latest in high-efficiency compressor technology. The advanced scroll compressor offers low noise and vibration characteristics and features tolerance to liquid refrigerant and system contamination. The scroll compressor also has low start torque, eliminating start problems in the field. And its unique design enables the UAKB-Condensing unit to perform more efficiently.



Engineering Features

UAKB- Series Condensing Units

1. Compressor is hermetically sealed and incorporates internal high temperature motor overload protection, and durable insulation on the motor windings. It is externally mounted on rubber grommets to reduce vibration and noise.
2. All refrigerant connections are on the exterior of the unit, located close to the ground for neat appearing installations.
3. Cabinet is constructed of powder painted galvanized steel. The full wrap-around louvered grille protects the coil from damage.
4. Copper Tube—Aluminum Fin coils are used on all models.
5. The control box is located in the top corner of the cabinet providing for easy access through a service panel.
6. Service valves are standard on all models.
7. Power and control wiring are kept separate.
8. Every unit is factory charged and tested.
9. Separate compressor compartment for easy service access.
10. Drawn, painted base pan for extra corrosion resistance and sound reduction.

Field Installed Accessories

- **Compressor Time Delay Control**—Compressor will remain off for five minutes after power or thermostat interruption, allowing system pressures to equalize. (Model No. RXMD-B01).
- **Low Ambient Control**—Cycles outdoor fan to maintain adequate condensing pressures assuring liquid refrigerant flow to the coil. Allows indoor cooling with outdoor temperatures down to 0°F [-17.8°C]. (Model No. RXAD-A04)
It is recommended that this control be installed in units to be operated at outdoor ambient temperatures under 70°F [21°C].
- **High Pressure Control**—(Model No. RXAB-A03)
- **Low Pressure Control**—Deactivates system if refrigerant loss occurs. (Model No. RXAC-A03)
- **Crankcase Heater**—Available through the PROSTOCK® Department.
- **Thermostats**



300-Series *
Deluxe Programmable



200-Series *
Programmable



100-Series *
Non-Programmable

400-Series *
Special Applications/Programmable

Brand	Unique Model Number Prefix	Descriptor (3 Characters)	Series (3 Characters)	System (2 Characters)	Type (2 Characters)
UHC	-	TST	101	GE	MS
UHC=Ruud		TST=Thermostat	100=Non-Programmable 200=Programmable 300=Deluxe Programmable 400=Special Applications/Programmable	GE=Gas/Oil/Electric HP=Heat Pump MD=Modulating Furnace DF=Dual Fuel UN=Universal AC/HP/GE	SS=Single-Stage MS=Multi-Stage

* Photos are representative. Actual models may vary.

For detailed thermostat match-up information, see specification sheet form number T22-001.

[] Designates Metric Conversions

Model Number Identification

<u>U</u>	<u>A</u>	<u>K</u>	<u>B</u>	—	<u>036</u>	<u>C</u>	<u>A</u>	<u>Z</u>
RUUD	REMOTE CONDENSING UNIT	HIGH EFFICIENCY (STANDARD)	DESIGN SERIES		COOLING CAPACITY	ELECTRICAL DESIGNATION	VARIATIONS	COOLING CONNECTION FITTING
			B = SECOND DESIGN		036 = 36,000 BTU/HR [10.55 kW] 042 = 42,000 BTU/HR [12.31 kW] 048 = 48,000 BTU/HR [14.07 kW] 060 = 60,000 BTU/HR [17.58 kW]	C = 208/230-3-60 D = 460-3-60 Y = 575-3-60	A = STANDARD MODEL	Z = SWEAT W/SCROLL S = SWEAT W/RECIP.

BEFORE PURCHASING THIS APPLIANCE, READ IMPORTANT ENERGY COST AND EFFICIENCY INFORMATION AVAILABLE FROM YOUR RETAILER.

Performance Data @ ARI Standard Conditions—Cooling

Model Numbers		80°F [26.5°C] DB/67°F [19.5°C] WB Indoor Air 95°F [35°C] DB Outdoor Air					Sound Rating	Indoor CFM [L/s]
Outdoor Unit UAKB-	Indoor Coil and/or Air Handler	Total Capacity BTU/H [kW]	Net Sensible BTU/H [kW]	Net Latent BTU/H [kW]	EER	SEER		
036CAZ/DAZ	RCBA-3765 ①	35,400 [10.4]	25,200 [7.4]	10,200 [3.0]	9.50	10.00	78	1,200 [566]
	UBHC-17 (RCBA-3765)	34,400 [10.1]	25,000 [7.3]	9,400 [2.8]	9.00	10.00	78	1,200 [566]
	RCBA-3765+RXMD-C02	35,400 [10.4]	25,200 [7.4]	10,200 [3.0]	9.50	10.05	78	1,200 [566]
	UBHC-17 (RCBA-3765+RXMD-C02)	34,400 [10.1]	25,000 [7.3]	9,400 [2.8]	9.00	10.10	78	1,200 [566]
	RCFA-A*3617B*	36,400 [10.7]	26,500 [7.8]	9,900 [2.9]	9.45	10.00	78	1,100 [519]
	RCFA-A*3617B* (UGLR-07?AMK?)	36,400 [10.7]	27,100 [7.9]	9,300 [2.7]	9.85	11.00	78	1,025 [484]
	RCFA-A*3621B*	36,400 [10.7]	26,500 [7.8]	9,900 [2.9]	9.45	10.00	78	1,100 [519]
	RCFA-A*3621B* (UGGD-10?ZCM?)	37,200 [10.9]	26,850 [7.9]	10,350 [3.0]	9.85	11.00	78	1,175 [554]
	RCFA-A*3621B* (UGJD-10?ZCM?)	37,200 [10.9]	26,850 [7.9]	10,350 [3.0]	9.85	11.00	78	1,175 [554]
	RCFA-A*3621B* (UGLR-07?AMK?)	36,400 [10.7]	27,100 [7.9]	9,300 [2.7]	9.85	11.00	78	1,025 [484]
	RCFA-H*3617A*	36,400 [10.7]	26,500 [7.8]	9,900 [2.9]	9.45	10.00	78	1,100 [519]
	RCFA-H*3621A*	36,400 [10.7]	26,500 [7.8]	9,900 [2.9]	9.45	10.00	78	1,100 [519]
	RCFA-H*3621A* (UGGD-10?ZCM?)	37,200 [10.9]	26,850 [7.9]	10,350 [3.0]	9.85	11.00	78	1,175 [554]
	RCFA-H*3621A* (UGJD-10?ZCM?)	37,200 [10.9]	26,850 [7.9]	10,350 [3.0]	9.85	11.00	78	1,175 [554]
	RCFA-H*3621A* (UGLR-07?AMK?)	36,400 [10.7]	27,100 [7.9]	9,300 [2.7]	9.85	11.00	78	1,025 [484]
	17AHS36AU (RCSA-A*3617A*)	36,000 [10.5]	26,300 [7.7]	9,700 [2.8]	9.45	10.00	78	1,100 [519]
	17AHS36HM (RCSA-H*3617A*)	36,000 [10.5]	26,300 [7.7]	9,700 [2.8]	9.45	10.00	78	1,100 [519]
	UHKA-HM3617 (RCSA-H*3617A*)	36,600 [10.7]	27,250 [8.0]	9,350 [2.7]	10.00	11.00	78	1,025 [484]
	UHLA-HM3617 (RCSA-H*3617A*)	37,400 [11.0]	27,000 [7.9]	10,400 [3.0]	10.05	11.00	78	1,200 [566]
	UHSA-HM3617 (RCSA-H*3617A*)	36,000 [10.5]	26,300 [7.7]	9,700 [2.8]	9.45	10.00	78	1,100 [519]
UHSA-HM3621 (RCSA-H*3617A*)	36,000 [10.5]	26,300 [7.7]	9,700 [2.8]	9.45	10.00	78	1,100 [519]	
UHSA-HM3621 (RCSA-H*3621A*)	36,000 [10.5]	26,300 [7.7]	9,700 [2.8]	9.45	10.00	78	1,100 [519]	
042CAZ/DAZ	RCBA-4882 ①	40,000 [11.7]	28,900 [8.5]	11,100 [3.3]	9.20	10.00	78	1,400 [661]
	UBHC-21 (RCBA-4882)	40,000 [11.7]	28,600 [8.4]	11,400 [3.3]	9.20	10.00	78	1,400 [661]
	RCBA-4882+RXMD-C02	40,000 [11.7]	28,900 [8.5]	11,100 [3.3]	9.20	10.05	78	1,400 [661]
	UBHC-21 (RCBA-4882+RXMD-C02)	40,000 [11.7]	28,600 [8.4]	11,400 [3.3]	9.20	10.10	78	1,400 [661]
	RCFA-A*4821B* (UGGD-10?ZCM?)	42,500 [12.5]	31,500 [9.2]	11,000 [3.2]	9.70	11.00	78	1,425 [672]
	RCFA-A*4821B* (UGJD-10?ZCM?)	42,500 [12.5]	31,500 [9.2]	11,000 [3.2]	9.70	11.00	78	1,425 [672]
	RCFA-A*4821B* (UGLR-10?BRM?)	43,000 [12.6]	31,850 [9.3]	11,150 [3.3]	10.00	11.00	78	1,375 [649]
	RCFA-A*4821B* (UGPR-07?BRQ?)	43,000 [12.6]	31,800 [9.3]	11,200 [3.3]	9.95	11.00	78	1,400 [661]
	RCFA-A*4821B* (UGPR-10?BRM?)	43,000 [12.6]	31,600 [9.3]	11,400 [3.3]	9.75	11.00	78	1,425 [672]
	RCFA-A*4824B* (UGFD-12?RCM?)	43,000 [12.6]	31,450 [9.2]	11,550 [3.4]	9.70	11.00	78	1,475 [696]
	RCFA-A*4824B* (UGGD-10?ZCM?)	42,500 [12.5]	31,500 [9.2]	11,000 [3.2]	9.70	11.00	78	1,425 [672]
	RCFA-A*4824B* (UGGD-12?RCM?)	43,000 [12.6]	31,650 [9.3]	11,350 [3.3]	9.85	11.00	78	1,450 [684]
	RCFA-A*4824B* (UGJD-10?ZCM?)	42,500 [12.5]	31,500 [9.2]	11,000 [3.2]	9.70	11.00	78	1,425 [672]
	RCFA-A*4824B* (UGJD-12?RCM?)	43,000 [12.6]	31,650 [9.3]	11,350 [3.3]	9.85	11.00	78	1,450 [684]
	RCFA-A*4824B* (UGLR-10?BRM?)	43,000 [12.6]	31,850 [9.3]	11,150 [3.3]	10.00	11.00	78	1,375 [649]
	RCFA-A*4824B* (UGLR-12?ARM?)	43,000 [12.6]	31,800 [9.3]	11,200 [3.3]	9.95	11.00	78	1,425 [672]
	RCFA-A*4824B* (UGPR-07?BRQ?)	43,000 [12.6]	31,800 [9.3]	11,200 [3.3]	9.95	11.00	78	1,400 [661]
	RCFA-A*4824B* (UGPR-10?BRM?)	43,000 [12.6]	31,600 [9.3]	11,400 [3.3]	9.75	11.00	78	1,425 [672]
	RCFA-A*4824B* (UGPR-12?ARM?)	43,000 [12.6]	31,800 [9.3]	11,200 [3.3]	9.95	11.00	78	1,400 [661]
	RCFA-H*4821A*	42,500 [12.5]	31,300 [9.2]	11,200 [3.3]	9.50	10.00	78	1,400 [661]
RCFA-H*4821A* (UGGD-10?ZCM?)	42,500 [12.5]	31,500 [9.2]	11,000 [3.2]	9.70	11.00	78	1,425 [672]	

① Highest sales volume tested combination required by D.O.E. test procedures.

[] Designates Metric Conversions

Performance Data @ ARI Standard Conditions—Cooling (Con't.)

Model Numbers		80°F [26.5°C] DB/67°F [19.5°C] WB Indoor Air 95°F [35°C] DB Outdoor Air					Sound Rating	Indoor CFM [L/s]
Outdoor Unit UAKB-	Indoor Coil and/or Air Handler	Total Capacity BTU/H [kW]	Net Sensible BTU/H [kW]	Net Latent BTU/H [kW]	EER	SEER		
042CAZ/DAZ	RCFA-H*4821A* (UGJD-10?ZCM?)	42,500 [12.5]	31,500 [9.2]	11,000 [3.2]	9.70	11.00	78	1,425 [672]
	RCFA-H*4821A* (UGLR-10?BRM?)	43,000 [12.6]	31,850 [9.3]	11,150 [3.3]	10.00	11.00	78	1,375 [649]
	RCFA-H*4821A* (UGPR-07?BRQ?)	43,000 [12.6]	31,800 [9.3]	11,200 [3.3]	9.95	11.00	78	1,400 [661]
	RCFA-H*4821A* (UGPR-10?BRM?)	43,000 [12.6]	31,600 [9.3]	11,400 [3.3]	9.75	11.00	78	1,425 [672]
	RCFA-H*4824A*	42,500 [12.5]	31,300 [9.2]	11,200 [3.3]	9.50	10.00	78	1,400 [661]
	RCFA-H*4824A* (UGFD-12?RCM?)	43,000 [12.6]	31,450 [9.2]	11,550 [3.4]	9.70	11.00	78	1,475 [696]
	RCFA-H*4824A* (UGGD-10?ZCM?)	42,500 [12.5]	31,500 [9.2]	11,000 [3.2]	9.70	11.00	78	1,425 [672]
	RCFA-H*4824A* (UGGD-12?RCM?)	43,000 [12.6]	31,650 [9.3]	11,350 [3.3]	9.85	11.00	78	1,450 [684]
	RCFA-H*4824A* (UGJD-10?ZCM?)	42,500 [12.5]	31,500 [9.2]	11,000 [3.2]	9.70	11.00	78	1,425 [672]
	RCFA-H*4824A* (UGJD-12?RCM?)	43,000 [12.6]	31,650 [9.3]	11,350 [3.3]	9.85	11.00	78	1,450 [684]
	RCFA-H*4824A* (UGLR-10?BRM?)	43,000 [12.6]	31,850 [9.3]	11,150 [3.3]	10.00	11.00	78	1,375 [649]
	RCFA-H*4824A* (UGLR-12?ARM?)	43,000 [12.6]	31,800 [9.3]	11,200 [3.3]	9.95	11.00	78	1,425 [672]
	RCFA-H*4824A* (UGPR-07?BRQ?)	43,000 [12.6]	31,800 [9.3]	11,200 [3.3]	9.95	11.00	78	1,400 [661]
	RCFA-H*4824A* (UGPR-10?BRM?)	43,000 [12.6]	31,600 [9.3]	11,400 [3.3]	9.75	11.00	78	1,425 [672]
	RCFA-H*4824A* (UGPR-12?ARM?)	43,000 [12.6]	31,800 [9.3]	11,200 [3.3]	9.95	11.00	78	1,400 [661]
	21AHS442AU (RCSA-A*4821A*)	42,000 [12.3]	31,150 [9.1]	10,850 [3.2]	9.60	10.00	78	1,300 [613]
	21AHS442HM (RCSA-H*4821A*)	42,000 [12.3]	31,150 [9.1]	10,850 [3.2]	9.60	10.00	78	1,300 [613]
	UHKA-HM4821 (RCSA-H*4821A*)	43,000 [12.6]	32,000 [9.4]	11,000 [3.2]	10.10	11.00	78	1,400 [661]
	UHLA-HM4821 (RCSA-H*4821A*)	43,000 [12.6]	32,050 [9.4]	10,950 [3.2]	10.15	11.00	78	1,400 [661]
	UHSA-HM4221 (RCSA-H*4821A*)	42,000 [12.3]	31,150 [9.1]	10,850 [3.2]	9.60	10.00	78	1,300 [613]
048CAZ/DAZ/YAS	RCBA-4882 ①	46,000 [13.5]	33,200 [9.7]	12,800 [3.8]	9.65	10.00	80	1,600 [755]
	UBHC-21 (RCBA-4882)	45,000 [13.2]	32,700 [9.6]	12,300 [3.6]	9.45	10.05	80	1,600 [755]
	RCBA-4882+RXMD-C02	46,000 [13.5]	33,200 [9.7]	12,800 [3.8]	9.65	10.10	80	1,600 [755]
	UBHC-21 (RCBA-4882+RXMD-C02)	45,000 [13.2]	32,700 [9.6]	12,300 [3.6]	9.45	10.15	80	1,600 [755]
	RCFA-A*4821B*	49,500 [14.5]	36,800 [10.8]	12,700 [3.7]	10.20	10.00	80	1,600 [755]
	RCFA-A*4821B* (UGLR-10?BRM?)	49,500 [14.5]	37,050 [10.9]	12,450 [3.6]	10.40	11.00	80	1,575 [743]
	RCFA-A*4821B* (UGPR-07?BRQ?)	49,500 [14.5]	37,000 [10.8]	12,500 [3.7]	10.35	11.00	80	1,625 [767]
	RCFA-A*4824B*	49,500 [14.5]	36,800 [10.8]	12,700 [3.7]	10.20	10.00	80	1,600 [755]
	RCFA-A*4824B* (UGLR-10?BRM?)	49,500 [14.5]	37,050 [10.9]	12,450 [3.6]	10.40	11.00	80	1,575 [743]
	RCFA-A*4824B* (UGLR-12?ARM?)	50,000 [14.6]	37,100 [10.9]	12,900 [3.8]	10.45	11.00	80	1,600 [755]
	RCFA-A*4824B* (UGPR-07?BRQ?)	49,500 [14.5]	37,000 [10.8]	12,500 [3.7]	10.35	11.00	80	1,625 [767]
	RCFA-A*4824B* (UGPR-12?ARM?)	50,000 [14.6]	37,100 [10.9]	12,900 [3.8]	10.45	11.00	80	1,575 [743]
	RCFA-H*4821A*	49,500 [14.5]	36,800 [10.8]	12,700 [3.7]	10.20	10.00	80	1,600 [755]
	RCFA-H*4821A* (UGLR-10?BRM?)	49,500 [14.5]	37,050 [10.9]	12,450 [3.6]	10.40	11.00	80	1,575 [743]
	RCFA-H*4824A*	49,500 [14.5]	36,800 [10.8]	12,700 [3.7]	10.20	10.00	80	1,600 [755]
	RCFA-H*4824A* (UGLR-10?BRM?)	49,500 [14.5]	37,050 [10.9]	12,450 [3.6]	10.40	11.00	80	1,575 [743]
	RCFA-H*4824A* (UGLR-12?ARM?)	50,000 [14.6]	37,100 [10.9]	12,900 [3.8]	10.45	11.00	80	1,600 [755]
	RCFA-H*4824A* (UGPR-07?BRQ?)	49,500 [14.5]	37,000 [10.8]	12,500 [3.7]	10.35	11.00	80	1,625 [767]
	RCFA-H*4824A* (UGPR-12?ARM?)	50,000 [14.6]	37,100 [10.9]	12,900 [3.8]	10.45	11.00	80	1,575 [743]
	21AHS448AU (RCSA-A*4821A*)	49,500 [14.5]	36,900 [10.8]	12,600 [3.7]	10.35	10.00	80	1,525 [720]
21AHS448HM (RCSA-H*4821A*)	49,500 [14.5]	36,900 [10.8]	12,600 [3.7]	10.35	10.00	80	1,525 [720]	
UHKA-HM4821 (RCSA-H*4821A*)	50,000 [14.6]	37,350 [10.9]	12,650 [3.7]	10.65	11.00	80	1,575 [743]	
UHLA-HM4821 (RCSA-H*4821A*)	50,000 [14.6]	37,450 [11.0]	12,550 [3.7]	10.70	11.00	80	1,600 [755]	
UHSA-HM4821 (RCSA-H*4821A*)	49,500 [14.5]	36,900 [10.8]	12,600 [3.7]	10.35	10.00	80	1,525 [720]	
UHSA-HM4824 (RCSA-H*4824A*)	49,500 [14.5]	36,900 [10.8]	12,600 [3.7]	10.35	10.00	80	1,525 [720]	
060CAZ/DAZ/YAS	RCBA-6089 ①	56,000 [16.4]	43,100 [12.6]	12,900 [3.8]	9.45	10.00	82	2,000 [944]
	UBHC-24 (RCBA-6089)	57,500 [16.8]	41,300 [12.1]	16,200 [4.7]	9.15	10.00	82	1,925 [908]
	RCBA-6089+RXMD-C02	56,000 [16.4]	43,100 [12.6]	12,900 [3.8]	9.45	10.10	82	2,000 [944]
	UBHC-24 (RCBA-6089+RXMD-C02)	57,500 [16.8]	41,300 [12.1]	16,200 [4.7]	9.15	10.10	82	1,925 [908]
	RCFA-A*6024B*	61,000 [17.9]	44,750 [13.1]	16,250 [4.8]	9.50	10.00	82	1,800 [849]
	RCFA-H*6024A*	61,000 [17.9]	44,750 [13.1]	16,250 [4.8]	9.50	10.00	82	1,800 [849]
	24AHLA60HM (RCSA-H*6024A*)	62,000 [18.2]	45,600 [13.4]	16,400 [4.8]	10.05	11.00	82	1,800 [849]
	UHKA-HM6024 (RCSA-H*6024A*)	61,500 [18.0]	45,550 [13.3]	15,950 [4.7]	10.00	11.00	82	1,800 [849]
	UHLA-HM6024 (RCSA-H*6024A*)	62,000 [18.2]	45,600 [13.4]	16,400 [4.8]	10.05	11.00	82	1,800 [849]
	UHSA-HM6024 (RCSA-H*6024A*)	60,500 [17.7]	44,150 [12.9]	16,350 [4.8]	9.30	10.00	82	1,750 [826]

① Highest sales volume tested combination required by D.O.E. test procedures.

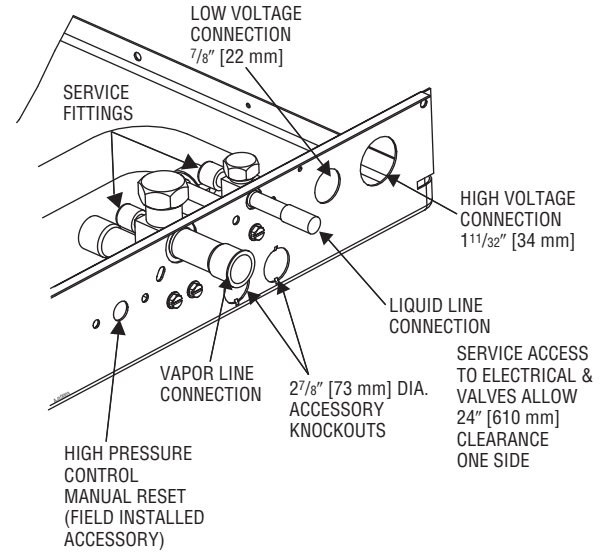
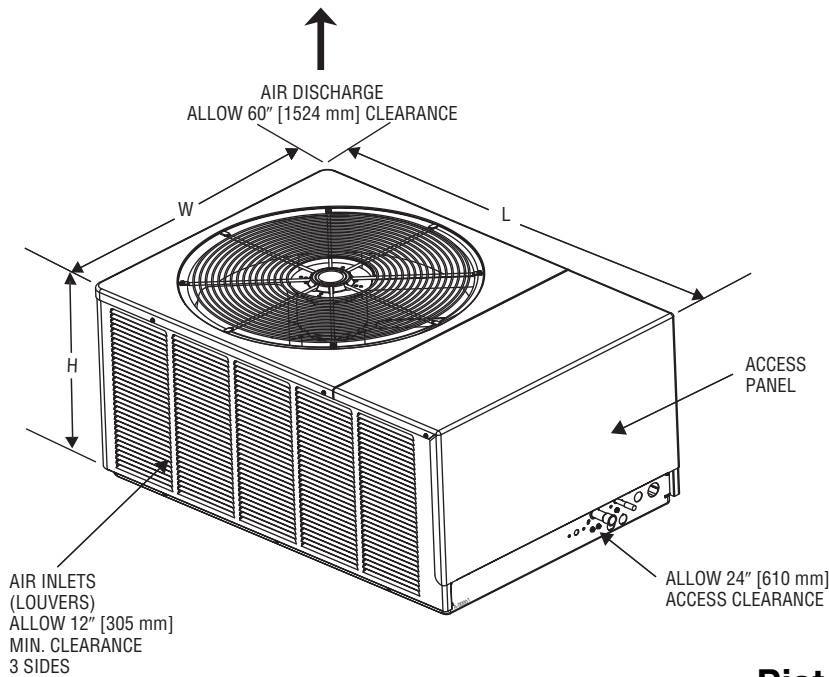
[] Designates Metric Conversions

Electrical and Physical Data

Model Number UAKB-	ELECTRICAL							PHYSICAL					
	Phase Hertz Volts	Compr. (RLA)	Compr. (LRA)	Fan Motor (FLA)	Min. Circuit Ampacity Amperes	Fuse or HACR Circuit Breaker		Outdoor Coil			Refrig. Per Circuit Oz. [g]	Weight	
						Min. Amperes	Max. Amperes	Face Area Sq. Ft. [m ²]	No. Rows	CFM [L/s]		Net Lbs. [kg]	Shipping Lbs. [kg]
036CAZ	3-60-208/230	10.3/10.3	77	1.3	15/15	20/20	20/20	11.0 [1.02]	1	2700 [1274]	79 [2240]	170 [77.1]	180 [81.6]
036DAZ	3-60-460	5.1	39	0.6	8	15	15	11.0 [1.02]	1	2700 [1274]	79 [2240]	170 [77.1]	180 [81.6]
042CAZ	3-60-208/230	12.4/12.4	88	1.3	17/17	20/20	25/25	11.0 [1.02]	1	2700 [1274]	79 [2240]	180 [81.6]	190 [86.2]
042DAZ	3-60-460	6.4	44	0.6	9	15	15	11.0 [1.02]	1	2700 [1274]	79 [2240]	180 [81.6]	190 [86.2]
048CAZ	3-60-208/230	12.8/12.8	91	1.5	18/18	25/25	30/30	15.8 [1.47]	1	3500 [1652]	103 [2920]	200 [90.7]	210 [95.3]
048DAZ	3-60-460	6.4	46	1.0	10	15	15	15.8 [1.47]	1	3500 [1652]	103 [2920]	200 [90.7]	210 [95.3]
048YAS	3-60-575	5.1	36	0.7	8	15	15	15.8 [1.47]	1	3500 [1652]	113 [3204]	200 [90.7]	210 [95.3]
060CAZ	3-60-208/230	18.6/18.6	128	1.5	25/25	30/30	40/40	15.8 [1.47]	1	3500 [1652]	112 [3175]	230 [104.3]	240 [108.9]
060DAZ	3-60-460	9	63	1.0	13	15	20	15.8 [1.47]	1	3500 [1652]	112 [3175]	230 [104.3]	240 [108.9]
060YAS	3-60-575	6	44	0.7	9	15	15	15.8 [1.47]	1	3500 [1652]	112 [3175]	230 [104.3]	240 [108.9]

[] Designates Metric Conversions

Unit Dimensions



Model Number UAKB-	Height "H" (Inches) [mm]	Length "L" (Inches) [mm]	Width "W" (Inches) [mm]
-036/-042	19 [483]	40 ¹ / ₂ [1029]	27 ⁵ / ₈ [702]
-048/-060	23 [584]	44 ³ / ₈ [1127]	31 ¹ / ₂ [800]

[] Designates Metric Conversions

Piston Sizes (Part Number 61-23414-**)

Model Size	Coil Piston Size
-036	65
-042	73
-048	82
-060	89

GENERAL TERMS OF LIMITED WARRANTY

Ruud will furnish a replacement for any part of this product which fails in normal use and service within the applicable period stated, in accordance with the terms of the limited warranty.

For Complete Details of the Limited Warranty, Including Applicable Terms and Conditions, See Your Local Installer or Contact the Manufacturer for a Copy.

CompressorFive (5) Years
 Any Other Part
 CommercialOne (1) Year

Condensing Unit Refrigerant Line Size Information

Liquid Line Sizing (R-22)														
System Capacity	Liquid Line Connection Size (Inch I.D.)	Line Size (Inch O.D.) (mm)	Liquid Line Size Outdoor Unit Above Indoor Coil (Cooling Only — Does not apply to Heat Pumps)						Liquid Line Size Cooling Only With Outdoor Unit Below Indoor Coil					
			Total Equivalent Length—Feet [m]						Total Equivalent Length—Feet [m]					
			25 [7.62]	50 [15.24]	75 [22.86]	100 [30.48]	125 [38.10]	150 [45.72]	25 [7.62]	50 [15.24]	75 [22.86]	100 [30.48]	125 [38.10]	150 [45.72]
			Minimum Vertical Separation—Feet [m]						Maximum Vertical Separation—Feet [m]					
3 Ton	3/8"	5/16 [7.94]	0 ①	0 ①	0 ①	6 [1.83]	17 [5.18]	28 [8.53]	25 [7.62]	15 [4.57]	4 [1.22]	N/A	N/A	N/A
		3/8* [9.53]	0 ①	0 ①	0 ①	0 ①	0 ①	0 ①	25 [7.62]	30 [9.14]	26 [7.92]	23 [7.01]	19 [5.79]	16 [4.88]
3 1/2 Ton	3/8"	5/16 [7.94]	0 ①	0 ①	0 ①	13 [3.96]	28 [8.53]	43 [13.11]	25 [7.62]	17 [5.18]	2 [0.61]	N/A	N/A	N/A
		3/8* [9.53]	0 ①	0 ①	0 ①	0 ①	0 ①	0 ①	25 [7.62]	37 [11.28]	32 [9.75]	28 [8.53]	23 [7.01]	18 [5.49]
4 Ton	3/8"	3/8* [9.53]	0 ①	0 ①	0 ①	0 ①	0 ①	0 ①	25 [7.62]	33 [10.06]	27 [8.23]	21 [6.40]	15 [4.57]	9 [2.74]
		1/2 [12.7]	0 ①	0 ①	0 ①	0 ①	0 ①	0 ①	25 [7.62]	43 [13.11]	42 [12.80]	40 [12.19]	39 [11.89]	38 [11.58]
5 Ton	3/8"	3/8* [9.53]	0 ①	0 ①	0 ①	0 ①	0 ①	9 [2.74]	25 [7.62]	25 [7.62]	17 [5.18]	8 [2.44]	0	N/A
		1/2 [12.7]	0 ①	0 ①	0 ①	0 ①	0 ①	0 ①	25 [7.62]	39 [11.89]	37 [11.28]	36 [10.97]	34 [10.36]	32 [9.75]

NOTES: *Standard line size.

N/A = Application not recommended.

① The "Minimum Vertical Separation" is the elevation difference between the outdoor unit being above the indoor coil. A "0" denoted in the table means that there is no elevation requirement (any elevation difference is acceptable).

Suction Line Length/Size versus Capacity Multiplier (R-22)					
Unit Size		3 Ton	3 1/2 Ton	4 Ton	5 Ton
Suction Line Connection Size		7/8" [22.23 mm] I.D. Sweat			7/8" [22.23 mm] I.D. Sweat
Suction Line Run—Feet [m]		3/4" [19.05 mm] O.D. Standard 7/8" [22.23 mm] O.D. Optional*	3/4" [19.05 mm] O.D. Standard 7/8" [22.23 mm] O.D. Optional* 1 1/8" [28.58 mm] O.D. Standard	7/8" [22.23 mm] O.D. Optional 1 1/8" [28.58 mm] O.D. Standard*	—
25' [7.62]	Optional	.99	.99	.99	.99
	Standard	1.00	1.00	1.00	1.00
	Optional	N/A	1.00	N/A	N/A
50' [15.24]	Optional	.98	.97	.98	.97
	Standard	.99	.98	.99	.99
	Optional	N/A	1.00	N/A	N/A
100' [30.48]	Optional	.95	.93	.95	.95
	Standard	.96	.96	.98	.98
	Optional	N/A	.98	N/A	N/A
150' [45.72]	Optional	.93	.92	.93	.93
	Standard	.94	.94	.96	.96
	Optional	N/A	.96	N/A	N/A

NOTES: *Standard line size.

Using suction line larger than shown in chart will result in poor oil return and is not recommended.

[] Designates Metric Conversions

Before proceeding with installation, refer to installation instructions packaged with each model, as well as complying with all Federal, State, Provincial, and Local codes, regulations, and practices.

**RUUD
AIR CONDITIONING
DIVISION**

5600 Old Greenwood Road, Fort Smith, Arkansas 72908



"In keeping with its policy of continuous progress and product improvement, Ruud reserves the right to make changes without notice."